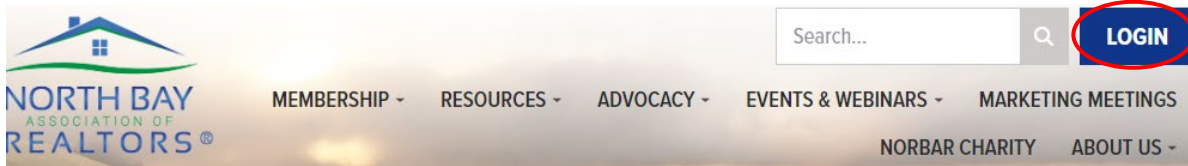


Online Dues Payment Instructions



1. Login to the NorBAR website at <https://nba.realtor>.
Your username is in the format **firstname.lastname** (all lowercase.) Use your existing password to sign in.




2. Scroll down the home page and select **"Pay Dues/Fees."**



3. Under **"Open Orders,"** click **"Renew Membership."**

Open Orders

	Order
Renew Membership	2026 REALTOR Dues - 2026 REALTOR Dues - NAR, CAR and NORBAR (ORD-84234-Z7S6S2)

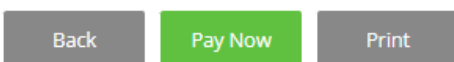
4. **Review your dues statement.**
You'll see three *voluntary* contribution options. To adjust these, click the blue **"Edit"** link next to each item, make your selections, and then choose **"Update Order."**

California Association Housing Affordability Fund† [Edit](#)

North Bay Association of REALTORS Charity† [Edit](#)

REALTOR® Action Fund†** [Edit](#)

5. You'll return to your invoice/statement. Once your selections are finalized, click **"Pay Now"** at the bottom of the page.
(You'll have the opportunity to print your statement before submitting payment.)



6. **Enter your credit card information** and click **"Continue"** to complete payment.

Need additional assistance? Please contact our Member Services Team at 707-542-1579 or info@nba.realtor.