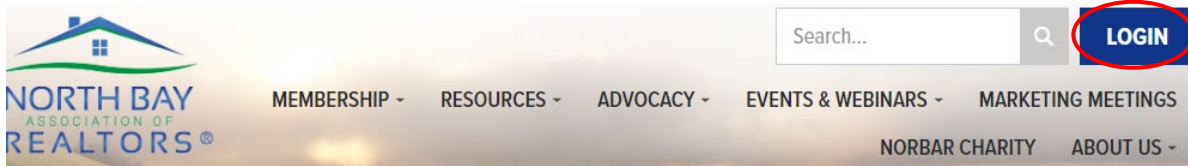


Online Dues Payment Instructions



1. Login to the NorBAR website at <https://nba.realtor>.
Your username is in the format **firstname.lastname** (all lowercase.) Use your existing password to sign in.




2. Scroll down the home page and select **"Pay Dues/Fees."**



3. Under **"Open Orders,"** click **"Renew Membership."**

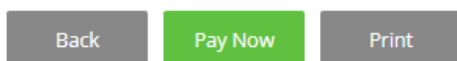
Open Orders

	Order
Renew Membership	2026 Affiliate Dues - 2026 - Affiliate Dues

4. **Review your dues statement.**
You'll see a *voluntary* contribution option. To adjust this, click the **blue "Edit"** link next to the name of the Charity, and then choose **"Update Order."**

North Bay Association of REALTORS Charity† [Edit](#)

5. You'll return to your invoice/statement. Once your selections are finalized, click **"Pay Now"** at the bottom of the page.
(You'll have the opportunity to print your statement before submitting payment.)



6. **Enter your credit card information** and click **"Continue"** to complete payment.

Need additional assistance? Please contact our Member Services Team at 707-542-1579 or info@nba.realtor.